








## Parent resources

### “Educating – Protecting – Empowering”

	<p><b>eSMART SCHOOLS</b> – <a href="http://www.esmartschools.org.au">www.esmartschools.org.au</a></p> <ul style="list-style-type: none"> <li>• Provides a detailed overview of the eSmart Schools framework.</li> <li>• <i>NEWS</i> tab that celebrates achievements and implementation of eSmart Schools framework from around Australia.</li> <li>• Subscribe to our ‘Becoming eSmart’ newsletter (one/term) for the latest trends, research and events about eSmart and cyber safety.</li> </ul>
	<p><b>eSMART DIGITAL LICENCE</b> – <a href="http://www.digitallicence.com.au">www.digitallicence.com.au</a></p> <ul style="list-style-type: none"> <li>• Online challenge for children that includes quizzes, videos and games.</li> <li>• Encourage discussion about digital citizenship, digital literacy and digital safety between parents and child/ren.</li> <li>• Includes completing of 8 modules.</li> <li>• Fantastic tool to use as a link between school and home.</li> </ul>
	<p><b>CYBER SMART</b> – <a href="http://www.esafety.gov.au">www.esafety.gov.au</a></p> <ul style="list-style-type: none"> <li>• Federal governing body aimed to provide education and information about online safety.</li> <li>• Has a dedicated section for parents that includes an excellent ‘Cyber Safety Guide’ to download.</li> <li>• Lists current apps/social networking services that are ‘on trend’ with children.</li> </ul>
	<p><b>OPEN DNS</b>– <a href="https://www.opendns.com/">https://www.opendns.com/</a></p> <ul style="list-style-type: none"> <li>• Cloud-based security service for home.</li> <li>• No costs.</li> <li>• Offers filtering and security of all devices connected to home wi-fi.</li> <li>• Has functionality for setting parental controls.</li> </ul>
	<p><b>BULLYSTOPPERS</b> – * <i>Internet search “BullyStoppers”</i></p> <ul style="list-style-type: none"> <li>• Department of Education and Training resource.</li> <li>• Has a dedicated section for parents providing tips and information about cyberbullying and cyber safety.</li> <li>• Parents can complete TWO interactive learning modules.</li> </ul>





## Cyber Issues

### “Educating - Protecting - Empowering”

The following list outlines significant issues children and young people face when online. It is important for teachers, parents and carers to remain aware of these issues and the potential harm that can result.

**Cyber (online) bullying** occurs when technology is used to deliberately and repeatedly to engage in hostile behaviour to harm someone. Groups and individuals can be both the perpetrators and targets of bullying.

**Digital Footprint/Identity** the word used to describe the trail, traces or "footprints" that people leave online.

**Fraud** wrongful or criminal deception intended to result in financial or personal gain.

**Geo-location software** this type of software is used to identify someone's IP (Internet Protocol) address, which can reveal which country they are in – right down to city and post code, organisation and specific location. It used by law enforcement to prevent online fraud, by marketers to target advertisements, and by many mobile applications such as GPS locators.

**Hacker** someone who breaks into computer and network systems and performs destructive or illegal acts. 'Hackers' can also be used to quiz Internet security systems, decode and solve other technology problems.

**Identity theft** a crime in which an imposter obtains key pieces of personal information, such as Social Security or driver's license numbers, in order to impersonate someone else.

**Malware** malicious software, such as a virus, which is specifically designed to disrupt or damage a computer system.

**Phishing** when emails are sent from fake email addresses in order to deceive individuals to reveal personal information, such as passwords and credit card numbers.

**Plagiarise** taking the work or an idea of someone else and passing it off as one's own.

**Sexting** the sending of sexually explicit photos, images, text messages, or e-mails by using a mobile device or via the internet.

**Social Networking Sites** (SNS) used to describe any Web site that enables users to create public profiles within that Web site and form relationships with other users of the same Web site who access their profile (For example Facebook, Instagram, Google+).

**Spam** the sending of unsolicited commercial electronic messages such as via emails, instant messages, SMS, (a form of spam is 'junk email').

**Trojan** a hacking program or malware which gains access to a computer's operating system while appearing to perform a desirable function (named after a Greek mythological war weapon).

**Trolling** Internet slang used to describe a person who deliberately antagonises people online, with the aim of starting arguments or upsetting them – most often done anonymously.

\* **PLEASE NOTE** – Cyber Issues are not limited to this list





## Top ten tips for parents “Educating – Protecting – Empowering”

- 1** Create an ‘Acceptable Use Agreement’ for your families. Ensure that children are involved with this process.
- 2** Set up safe search and security controls with a platform such as ‘OpenDNS’.
- 3** Insist on all computers, laptops and mobile devices remaining OUTSIDE the bedroom.
- 4** Lights out = wifi off.
- 5** Recharge mobile phones and devices outside bedrooms at night.
- 6** Get involved – show an interest in what your child is doing online.
- 7** Talk to your child’s teacher/s and school.
- 8** Don’t threaten to take away your child’s devices – they may force them to become secretive.
- 9** Learn how various social network services work.
- 10** Tell children not to respond to any cyberbullying threats or comments online. However, do not delete any of the messages – keep records to verify and prove there is cyberbullying.